

**MILESTONE ACADEMY**  
**SUMMER VACATION HOME WORK (2021-22)**  
**CLASS – VI**

**SUBJECT-ENGLISH**

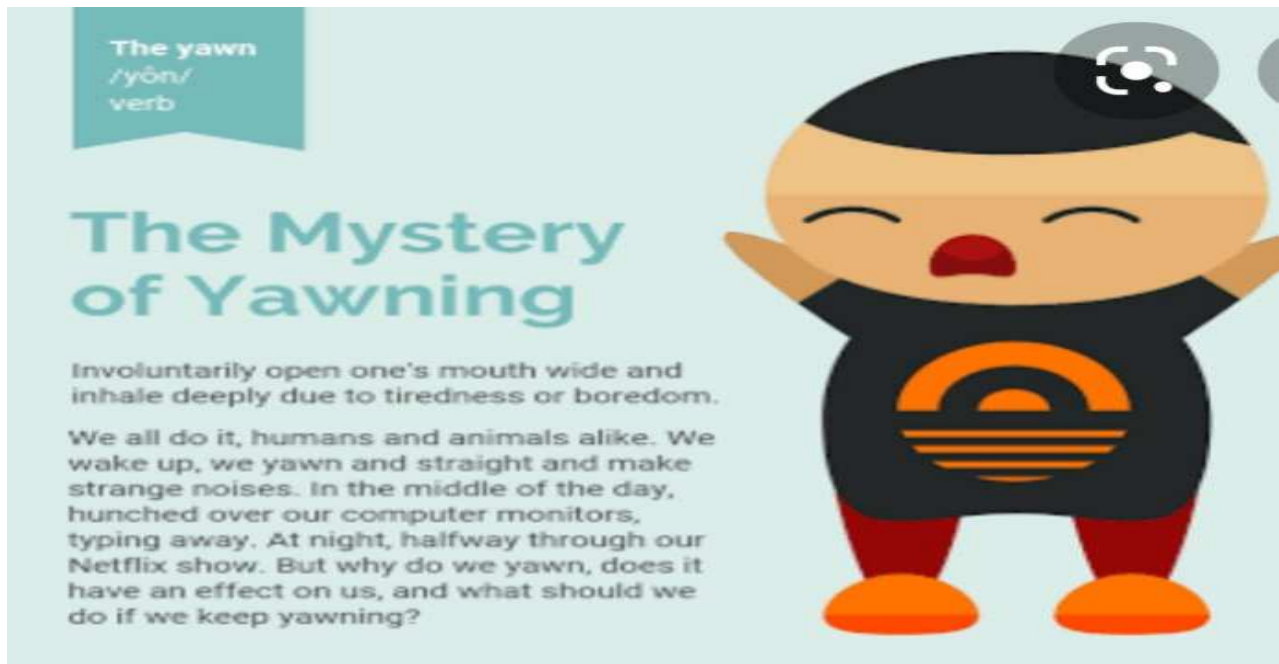

1. With the waste materials make a colourful bird feeder . Also write a pledge to make your bird feeder or Nature a safe place for all animals.
2. Prepare a Dictionary having minimum five words of each alphabet( Nouns, Adjectives and Verbs) with meanings to enhance the vocabulary. Make a beautiful cover page.
3. This is an example of a scientific infographic template 'On Yawning'. Here is the

**MYSTERY BEHIND YAWNING**

**MAKE A SIMILAR TYPE OF TEMPLATE ON THE WORD "RUDE".**

Draw a picture of a rude person and show what makes him/her rude. Secondly find out various reasons that lead to him/ her rude behaviour. Finally write what happens to the person who is always rude to others.

**Example**



Question-4



**Write a paragraph on the topic:-  
"Life after COVID-19"**

Question 5 ) Why is it required to look after our old age Parents and fulfill their needs?



**HINDI**



1. अपने मनपसंद नायक को लेकर चित्रों के द्वारा कहानी लिखिए ।
2. हिंदी और अंग्रेजी के एक जैसे दस मुहावरों को लिखिए ।
- 3- आप अपने धर्म की आयतें / श्लोक / दोहे लिखिए । (कोई -5)

[2]

## MATHS



- \*It's SUMMER TIME again. Time for straightening family bound trying threats of family trees sharing joy and sorrow have been having a good time together.
- \* Look for interesting books and read as much as you can about the place and people. Take good care of your health and hygiene. Avoid heavy and oily food and increase intake of fresh fruits and water to keep yourself well hydrated and energetic.
- \*Use holidays homework as an opportunity to spend quality time together the role of parents is to be a a facilitator and guidance to state the child in the right direction original work of students will receive greater recognise and appreciation

- 1) Write one lakh 1 million and 10 million in Indian and international place value new numeration
- 2) Collect population of state of India aur of 10 large cities or of 10 countries and write them in words Indian International both
- 3) Prepare a chart on Roman number with matchstick
- 4) Make a story about Roman numbers and Indo Arabic numbers

### 5) PLACE VALUE SYSTEM

The student will write down mobile number of all their family members and fill the following table

S.NO	MOBILE NO	INDIAN PLACE VALUE SYSTEM	NUMBER NAME	INTERNATIONAL PLACE VALUE SYSTEM	NUMBER NAME

**G.SC**

Q.1. Prepare a diet chart for the different age groups such as 11 years old child, an athlete and senior citizens and justify your answer.

Q.2. Complete the following table.

Vitamin/Minerals	Deficiency diseases/ disorders	Symptoms	Suggested food items, ways to cure disease
Vitamin A			Yellow fruits
Vitamin D		Weak & bent bones	
Iron	Anaemia		
Iodine			Iodised salt, sea food
Calcium	Bone and teeth decay		

Q.3. Draw diagram of certain plants and mention their edible parts.

Q.4. a) Make a list of food items of different states of India, where they are mainly eaten (at least 15).

b) What are the different food stuffs available or grown in your locality? Research and find out.

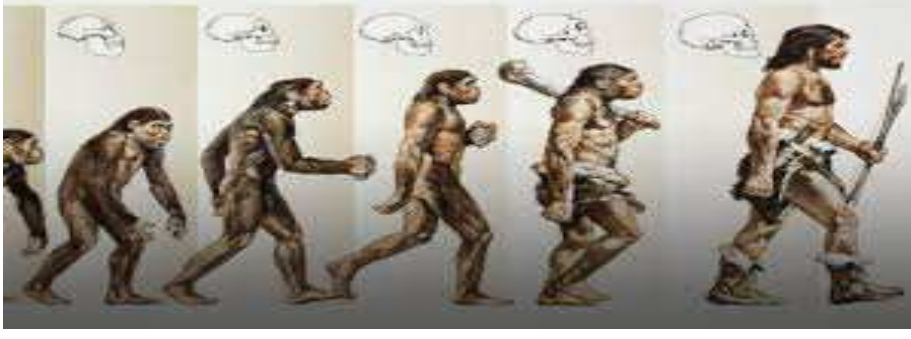
Q.5. Write some useful information about plant fibres.

Fibres	Source	Uses
1. Cotton		
2. Hemp		
3. Flax		
4. Silk		
5. Coir		

Q.6. What do you understand by covid-19? And mention the preventive measures to be taken to avoid it.

Q.7. Why is daily exercise important for us to maintain good health?

## SOCIAL SCIENCE



1. List down twelve countries and note down the time difference between all these countries. Then make colourful clocks for each of these countries. Paste them on a chart paper or scrapbook.

2. On a chart paper draw colourful diagrams of the tools and weapons of earlyman. (See History Chapter-1&2)

## SANSKRIT

प्र.1 पाँच (5) शरीर के अंगों (Body parts)के नाम संस्कृत में लिखो।

प्र.2 पाँच (5) फलों (Fruits) के नाम संस्कृत में लिखो।

प्र.3 पाँच (5) दैनिक उपयोग (Daily use) की चीजों के नाम संस्कृत में लिखो।

## COMPUTER

Q.1 Design, E-comics in PowerPoint on the topic computer fundamental save your file in GIF format.