


# MILESTONE ACADEMY SUMMERCATION HOME WORK

DATE:-  
NAME:-

CLASS - 5  
SEC:-

## Note:-

1. The vacation Home Work is to help your child to be busy. The Work will be assessed after submission.
2. All the written work of every subject has to be done in a Single Note Book / Practice Copy.
3. Drawing & Craft Work to be done in the  $\frac{1}{4}$  chart papers & stapled together.
4. Complete your vacation homework neatly and go through the instructions properly.
5. Do your homework daily in order to complete it on time.
6. If you face any difficulty while completing your homework, feel free to contact your class or subject teachers for any queries.
7. Submit your vacation homework on **16th June 2026**.



## SUBJECT - ENGLISH

### Q.1 Draw & Describe

Use your imagination!

- Your task:
- Draw anything you like (park, house, school, etc.)
- Write sentences describing your drawing
- Focus on: colors, objects, actions

### Q.2 Write about-

- My self
- My best friend
- If I had a magic power
- If I were invisible
- What would happen if animals could talk?

### Q.3 Synonyms & Antonyms Worksheet

#### Choose the Correct Synonym (MCQs)

- The boy is happy. A. Sad B. Glad C. Angry
- The elephant is big. A. Tiny B. Small C. Large
- The rabbit is fast. A. Quick B. Slow C. Late
- It is a cold day. A. Cool B. Hot C. Warm
- She is smart. A. Clever B. Lazy C. Slow
- The room is clean. A. Dirty B. Neat C. Messy
- The movie was funny. A. Sad B. Silly C. Angry
- We will begin now. A. End B. Start C. Stop

#### Write the Synonym

- Small → \_\_\_\_\_
- Big → \_\_\_\_\_
- Happy → \_\_\_\_\_
- Fast → \_\_\_\_\_
- Smart → \_\_\_\_\_
- Cold → \_\_\_\_\_
- Begin → \_\_\_\_\_
- Clean → \_\_\_\_\_

#### Fill in the Blanks (Synonym or Antonym)

- Big means \_\_\_\_\_. (large / tiny)
- The antonym of cold is \_\_\_\_\_. (hot / cool)
- Small means \_\_\_\_\_. (little / huge)
- The antonym of early is \_\_\_\_\_. (late / quick)
- Fast means \_\_\_\_\_. (quick / slow)
- The antonym of open is \_\_\_\_\_. (closed / wide)
- Happy means \_\_\_\_\_. (glad / sad)
- The antonym of full is \_\_\_\_\_. (empty / heavy)

#### Write the Antonym


- Up → \_\_\_\_\_
- Day → \_\_\_\_\_
- Old → \_\_\_\_\_
- Tall → \_\_\_\_\_
- Clean → \_\_\_\_\_
- Near → \_\_\_\_\_
- Fast → \_\_\_\_\_
- Happy → \_\_\_\_\_

# Q.4

## Summer Vacation



Grouping like things together helps you see how parts of a story are connected and makes the story easier to understand.



Last summer, Dad, Mom, Tim, and Tara went to the beach in Florida. They swam, fished, built sandcastles, and went sailing. Mom brought a picnic lunch. She spread a blanket on the sand and set out ham sandwiches, potato chips, apples, and cookies. She brought lemonade in the cooler. Later, Tim and Tara walked along the beach and saw a crab walking sideways. A stray dog was barking at it. A starfish had washed up on the beach, too. Tim threw bread crumbs up in the air to feed a flock of seagulls. Then the family went back to the hotel, and Tim and Tara played video games until bedtime.

Use the story to find the answers. Fill in the blanks.

People Who Went to the Beach

---

---

---

---

Picnic Items

---

---

---

---

What They Did

---

---

---

---

Living Things They Saw on the Beach

---

---

---

---



On a sheet of paper, make one list of things you would take for a day at the beach and another list of what you would take for a day in the mountains.

Q.5



Antonyms are words with opposite meanings. There are twenty-eight words below whose opposites are listed at the bottom of the page. Choose an antonym for each word and write it on the line.

- |                  |                    |
|------------------|--------------------|
| 1. early _____   | 15. joy _____      |
| 2. find _____    | 16. adult _____    |
| 3. half _____    | 17. broad _____    |
| 4. give _____    | 18. join _____     |
| 5. inside _____  | 19. hazy _____     |
| 6. bottom. _____ | 20. strange _____  |
| 7. loss _____    | 21. negative _____ |
| 8. open _____    | 22. question _____ |
| 9. hate _____    | 23. public _____   |
| 10. forget _____ | 24. poor _____     |
| 11. ugly _____   | 25. mend _____     |
| 12. happy _____  | 26. warm _____     |
| 13. work _____   | 27. danger _____   |
| 14. sharp _____  | 28. noisy _____    |

## Q.6

### Events of a Story (Sequencing)

#### The Lion and the Mouse

Once upon a time, there lived a lion and a mouse. One day the lion was sleeping and heard a noise. The mouse was playing near to the lion's face. The lion woke up and placed his huge paw on the



Mouse. He then opened his mouth to eat it when suddenly the mouse screamed out please forgive me. I am very sorry.

The lion finally let him go after the mouse begged him.

After some days the lion was caught in a hunter's net. The mouse heard his roar and ran to him. When the mouse saw him in trouble, he started cutting the net with his teeth. The lion was free. He thanked the mouse for saving his life and they both became good friends.

The mouse cut the net with his teeth.

The mouse asked the lion to forgive him.

The lion got caught in a net.

The lion thanked the mouse for saving him.

The lion was going to eat the mouse.

The lion was sleeping.

Write the events of the story in order from the boxes above.

1. \_\_\_\_\_

2. \_\_\_\_\_

3. \_\_\_\_\_

4. \_\_\_\_\_

5. \_\_\_\_\_

6. \_\_\_\_\_

Q.7

## Punctuation Marks



Use **punctuation** as necessary.

1. I like to eat apples mangoes and pineapples
2. How are you
3. Galle Fort is a beautiful place
4. We went to the town
5. Do you like ice cream
6. Are you hungry
7. This is a nice place
8. We need bread cheese onions and tomato to make a sandwich
9. She is a Yoga instructor
10. Where is he going
11. They are at the main road
12. Will she come tomorrow
13. My favourite colours are red green blue and yellow
14. Anuradhapura is a famous city
15. Did you do homework
16. Dogs cats fish are nice pets
17. I have a big house
18. Why were you absent
19. Martin Wickramasinghe was a great writer
20. Are there pens pencils books and erasers in the shop



**Q.8** Read this story in your free time and write its summary in your vacation homework copy.



## The Tiny Mouse and the Mighty Elephant

One day, a mighty elephant was stuck in the mud and couldn't pull its leg out. A tiny mouse nearby saw the elephant in trouble and felt compassion.

The mouse had an idea. It found a strong vine and tied it around the elephant's leg, then pulled with all its might. The elephant used its strength to help, and together, they managed to free the elephant from the mud.

Grateful and relieved, the elephant thanked the mouse, saying, "Thank you, brave little friend. I won't forget your kindness." The mouse replied, "Even the smallest friend can help

**Moral:** Never underestimate the power of the smallest helper!

**Q.9 Read this story in your free time and write its summary in your vacation homework copy.**

## **The Ant and the Hungry Dove**



**One hot summer day, a thirsty dove was searching for water. Exhausted, it flew over a forest and saw a pot at the bottom of a deep well. The dove felt hopeful, but when it looked inside, it found only a little water that was out of reach. Feeling helpless, it sat on the edge, thinking it would die of thirst.**

**Nearby, an ant was passing by. Seeing the dove in trouble, it asked, "How can I help?" The dove explained its problem. The kind ant quickly thought of a plan. It ran to gather small pebbles and dropped them into the pot, one by one. Slowly, the water level rose. Soon, the dove was able to drink and save its life.**

**The dove was thrilled and thanked the ant for its clever help. The ant smiled and said, "Kindness and teamwork can work wonders!"**

**Moral: Small acts of kindness can bring big results.**

## SUBJECT - HINDI

प्रश्न 1. रोज़ 5-7 पंक्तियां में अपनी छुट्टियों का अनुभव लिखिए।

प्रश्न 2. 3,4 छोटी कहानियाँ लिखकर एक पुस्तक बनाइए।

प्रश्न 3. हर दिन एक पाठ पढ़कर उस पाठ के 5 नए शब्द लिखिए।

प्रश्न 4. घर के किसी बड़े का इंटरव्यू लिजिए और उनसे पाँच प्रश्न पूछें।

प्रश्न 5. यहाँ कुछ प्राणियों के चित्र दिए गए हैं जिन्हें सूखे पत्तों से बनाया गया है। इन प्राणियों को पहचानिए और पत्तों से किसी भी प्राणी की आकृति बनाकर नीचे दिए गए स्थान पर चिपकाइए।



प्रश्न 6.



### चित्रकार का विद्यालय

1. कल्पना कीजिए कि चित्रकार ने जंगल में एक चित्रकला विद्यालय खोला है। आप इस विद्यालय का कोई नाम सुझाइए और इसके बारे में कुछ वाक्य अपनी लेखन-पुस्तिका में लिखिए।

2. इस विद्यालय के बारे में एक आकर्षक विज्ञापन बनाइए जिसे पढ़कर जंगल के पशु-पक्षियों में इस विद्यालय में प्रवेश लेने की इच्छा जाग जाए।

(जैसे – प्रवेश जारी है। एक अनोखा विद्यालय, आपके पड़ोस में, आइए और सीखिए...)




प्रश्न 7. नीचे दी गई कविता की पंक्तियों में संज्ञा, सर्वनाम, विशेषण और क्रिया पहचानकर उन्हें दिए गए स्थानों में लिखिए और उनका वाक्यों में प्रयोग कीजिए-

पंक्ति	संज्ञा	सर्वनाम	विशेषण	क्रिया
हठ कर बैठा चाँद एक दिन, माता से यह बोला।	हठ, चाँद, दिन, माता	यह	एक	कर बैठा, बोला
आसमान का सफर और यह मौसम है जाड़े का।				
सिलवा दो माँ, मुझे ऊन का मोटा एक झिंगोला।				
ठिठुर-ठिठुरकर किसी तरह यात्रा पूरी करता हूँ।				

प्रश्न 8. कल्पना की उड़ान

सेठ के घर से लौटकर जाते हुए हीरासिंह सुंदरिया को बहुत प्यार करता है, उसको सहलाता है एवं उससे बातें करता है। यदि सुंदरिया भी बोल सकती तो कल्पना कीजिए कि सुंदरिया और हीरासिंह के बीच क्या बातचीत होती ।



## प्रश्न 9.

### आपकी कलाकारी

आइए, चाँद के लिए एक कुरता बनाएँ।

सामग्री: रंगीन कागज, गोंद, कैंची, ग्लिटर, कपड़े के छोटे टुकड़े

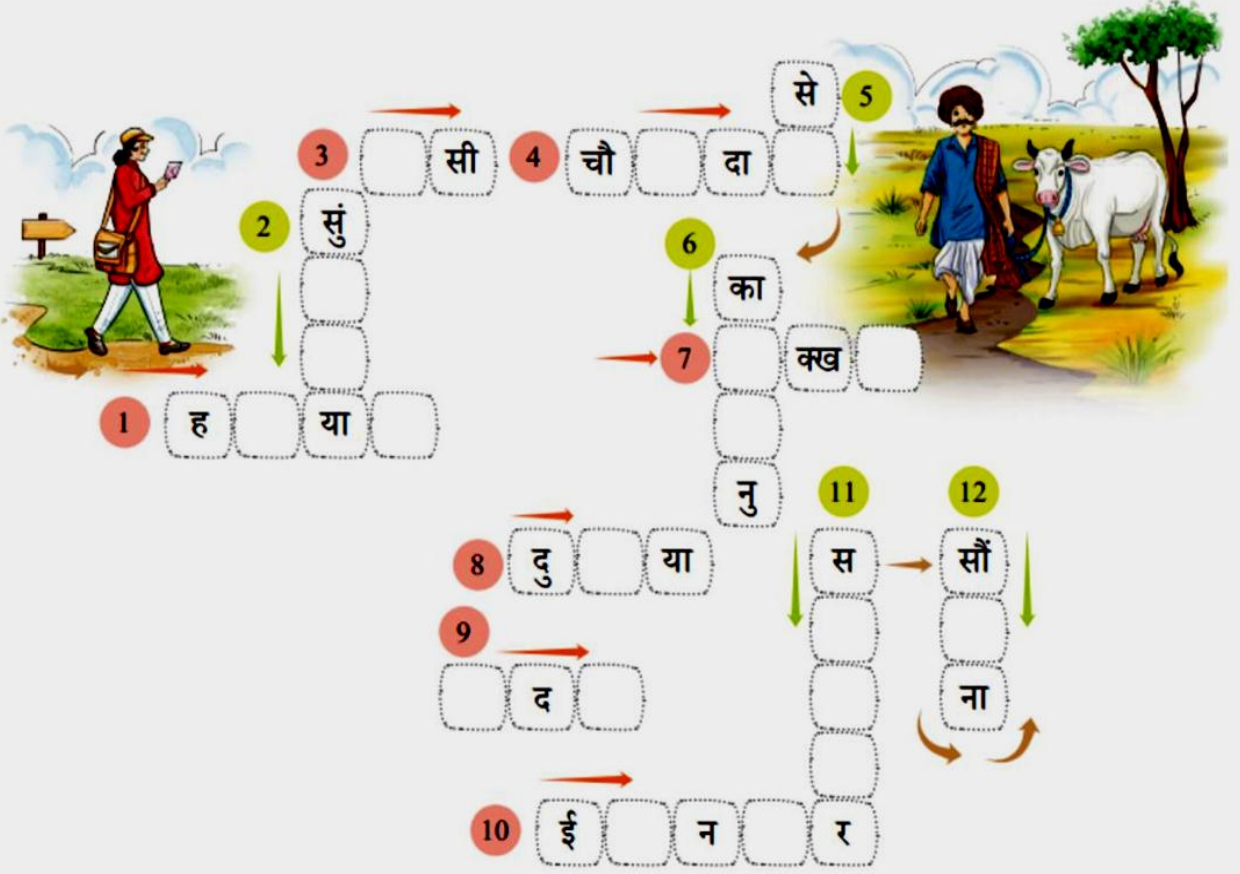
### बनाने की विधि



- चाँद का एक बड़ा चित्र बनाइए ।
- अब अलग-अलग रंगीन कागज या कपड़े के टुकड़ों से चाँद के लिए सुंदर कुरता तैयार कीजिए ।
- ग्लिटर या सितारों की आकृति बनाकर उसे सजाइए।

## भूल-भुलैया

जवाहरसिंह ने सुंदरिया के बारे में जानने के लिए अपने पिता हीरासिंह को पत्र लिखा है। महिला डाकिया उस पत्र को हीरासिंह तक पहुँचाना चाहती है। आपको इस पहेली को हल करते हुए उसे बाहर निकालना है ताकि वह हीरासिंह तक पहुँच सके।



### बाएँ से दाएँ का सूचक

1. हीरासिंह कहाँ रहता था?
3. जवाहरसिंह सुंदरिया को क्या कहा करता था?
4. सेठ के यहाँ हीरासिंह को कौन-सी नौकरी मिली?
7. दूध से क्या बनता है?
8. सुंदरिया ने स्वयं को क्या कहा?
9. सुंदरिया सेठ को दिखने में कैसी लगी?
10. हीरासिंह कैसा व्यक्ति था?

### ऊपर से नीचे का सूचक

2. गाय का नाम क्या था?
5. मापन की एक प्राचीन इकाई
6. सुंदरिया को क्या कहा गया है?
11. 'दार' प्रत्यय से एक शब्द बनाइए।
12. 'सिपुर्द' का अर्थ क्या है?

## प्रश्न 11. Reading Comprehension

गद्यांश (Passage):

रवि एक समझदार और जागरूक लड़का था। वह अपने आसपास की साफ-सफाई का हमेशा ध्यान रखता था। एक दिन उसने देखा कि उसके स्कूल के पास वाले पार्क में बहुत गंदगी फैली हुई है। लोग वहाँ कचरा फेंक देते थे, जिससे पार्क की सुंदरता खराब हो रही थी।

रवि ने अपने दोस्तों के साथ मिलकर पार्क को साफ करने का निर्णय लिया। अगले दिन सभी बच्चे झाड़ू, कूड़ादान और दस्ताने लेकर पार्क पहुँचे। उन्होंने मिलकर पूरे पार्क की सफाई की और वहाँ कूड़ा डालने के लिए डस्टबिन भी रखे।

इसके बाद रवि और उसके दोस्तों ने लोगों को जागरूक करने के लिए पोस्टर बनाए और उन्हें समझाया कि कचरा इधर-उधर न फेंकें। धीरे-धीरे लोगों की आदतें बदलने लगीं और पार्क फिर से साफ और सुंदर हो गया।

रवि की इस पहल से यह साबित हुआ कि अगर हम चाहें तो छोटी-छोटी कोशिशों से बड़ा बदलाव ला सकते हैं।

### I. लघुउत्तरीय प्रश्न (Short Answer Questions)

1. रवि कैसा लड़का था?

---

---

2. रवि ने पार्क में क्या देखा?

---

---

3. रवि और उसके दोस्तों ने क्या निर्णय लिया?

---

---

4. बच्चों ने पार्क की सफाई कैसे की?

---

---

5. लोगों को जागरूक करने के लिए उन्होंने क्या किया?

---

---

6. “स्वच्छता का हमारे जीवन में क्या महत्व है?” (4-5 वाक्य)

---

---

---

---

7. आप अपने आसपास सफाई बनाए रखने के लिए क्या कर सकते हैं?

---

---

**II. शब्दार्थ लिखिए (Word Meaning)**

1. जागरूक = \_\_\_\_\_
2. निर्णय = \_\_\_\_\_
3. पहल = \_\_\_\_\_

**III. रिक्त स्थान भरिए**

1. रवि ने पार्क में बहुत \_\_\_\_\_ देखी।।
2. बच्चों ने \_\_\_\_\_ और कूड़ादान लेकर सफाई की।
3. हमें कचरा \_\_\_\_\_ नहीं फेंकना चाहिए।

**IV. सही या गलत लिखिए**


1. रवि को गंदगी पसंद थी। (\_\_\_\_\_)
2. बच्चों ने मिलकर पार्क साफ किया। (\_\_\_\_\_)
3. लोगों की आदतों में कोई बदलाव नहीं आया। (\_\_\_\_\_)

**V. वाक्य बनाइए**

1. स्वच्छता:- \_\_\_\_\_
2. जिम्मेदारी :- \_\_\_\_\_
3. प्रयास :- \_\_\_\_\_

**निर्देश:- गद्यांश को ध्यान से पढ़ें | पूरे वाक्यों में उत्तर लिखें | साफ और सुंदर लिखावट रखें |**

**Q1. Speed ,Time and Distance:-**



$$\text{Distance} = \text{Speed} \times \text{Time}$$



$$\text{Time} = \frac{\text{Distance}}{\text{Speed}}$$



$$\text{Speed} = \frac{\text{Distance}}{\text{Time}}$$

- a. Find the speed when distance = 220 km and time = 5 hours.
- b. What is the distance travelled if speed = 450 km/hr and time = 9 hours?
- c. Determine the distance covered with the given speed = 50 km/h and time = 5 hours.
- d. Find the time when distance = 120 km and speed = 30 km/hr.
- e. Calculate the time taken using distance = 500 m and speed = 10 km/hrs.

**Q2. Read understand and solve:**

a. A girl cycles for 3 hours at a speed of 40 km/h. How far did she travel?



b. A train travels at a speed of 30 km/h and traveled a distance of 240 km. How long did it take the train to complete its journey?



c. A car travels a distance of 540 km in 6 hours. What is the speed of the car?



d. A cyclist travels 20 km in 4 hours. What is the speed of the cyclist?




e. Jim traveled at a speed of 18 km/h for 2 hours. What was the distance covered?



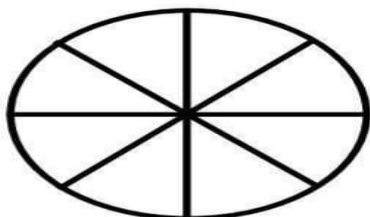
**Q 3.**



**Fraction Frenzy:  
Pizza Party!**



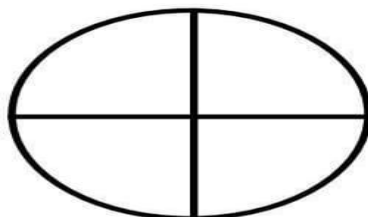
Directions: Use each fraction to color and decorate each pizza with toppings of your choosing.



Color:  $\frac{3}{8}$

How many slices of pizza are left? \_\_\_\_

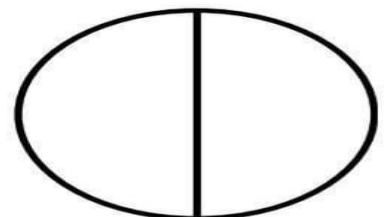
How many slices were eaten? \_\_\_\_



Color:  $\frac{1}{4}$

How many slices of pizza are left? \_\_\_\_

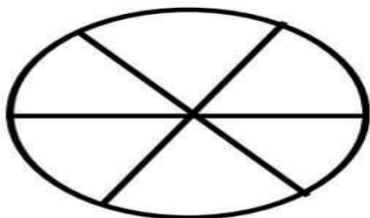
How many slices were eaten? \_\_\_\_



Color:  $\frac{1}{2}$

How many slices of pizza are left? \_\_\_\_

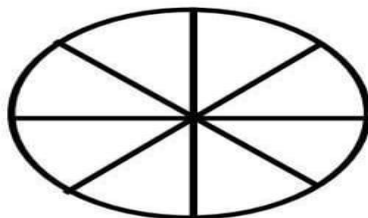
How many slices were eaten? \_\_\_\_



Color:  $\frac{5}{6}$

How many slices of pizza are left? \_\_\_\_

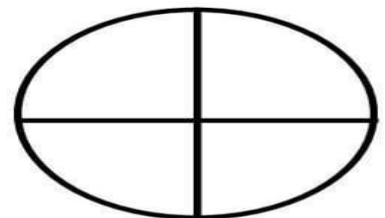
How many slices were eaten? \_\_\_\_



Color:  $\frac{2}{8}$

How many slices of pizza are left? \_\_\_\_

How many slices were eaten? \_\_\_\_

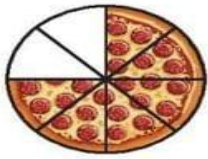


Color:  $\frac{3}{4}$

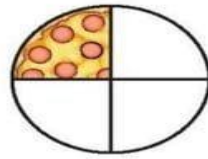
How many slices of pizza are left? \_\_\_\_

How many slices were eaten? \_\_\_\_

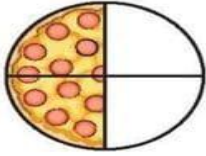
Q 4. What fraction of each figure is unshaded below?



---



---

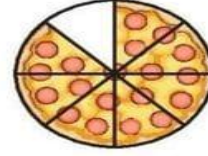

---


---


---

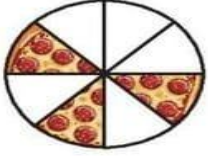


  


---

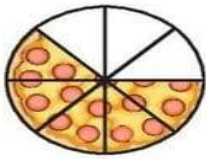


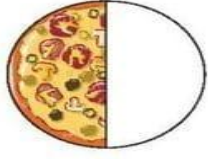

---


---

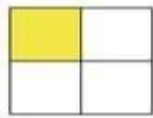

---


---

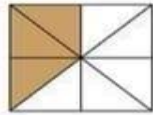


Q 5. Matching




•

•  $\frac{1}{8}$



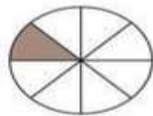
•

•  $\frac{2}{6}$



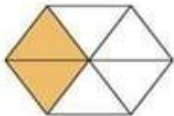
•

•  $\frac{1}{4}$



•

•  $\frac{1}{2}$



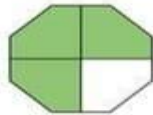
•

•  $\frac{3}{4}$




•

•  $\frac{1}{3}$



•

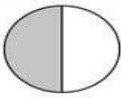
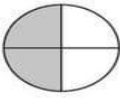
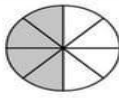
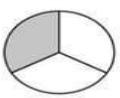
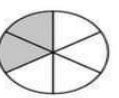
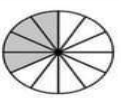
•  $\frac{3}{8}$



•

•  $\frac{1}{6}$

Q 6. Fill in the boxes such that the fractions become equivalent

Equivalent Fractions					
$\frac{1}{2}$	$\frac{2}{4}$	$\frac{4}{8}$	$\frac{1}{3}$	$\frac{2}{6}$	$\frac{4}{12}$
					
$\frac{1}{2} = \frac{\boxed{\phantom{00}}}{4}$	$\frac{1}{3} = \frac{\boxed{\phantom{00}}}{6}$	$\frac{2}{6} = \frac{\boxed{\phantom{00}}}{12}$			
$\frac{1}{2} = \frac{\boxed{\phantom{00}}}{8}$	$\frac{1}{3} = \frac{\boxed{\phantom{00}}}{12}$	$\frac{2}{6} = \frac{\boxed{\phantom{00}}}{3}$			
$\frac{2}{4} = \frac{\boxed{\phantom{00}}}{8}$	$\frac{4}{8} = \frac{\boxed{\phantom{00}}}{2}$	$\frac{4}{12} = \frac{\boxed{\phantom{00}}}{3}$			
$\frac{2}{4} = \frac{\boxed{\phantom{00}}}{2}$	$\frac{4}{8} = \frac{\boxed{\phantom{00}}}{4}$	$\frac{4}{12} = \frac{\boxed{\phantom{00}}}{6}$			

Q 7. Complete the puzzle to get all the sums correctly:-

7		10	
	8	9	
32	34	33	

21		15	
	7		
		20	
43	43	53	

7		9	
	10		
		13	
32	30	37	

	11		
	14	15	
		12	
30	33	36	

		11	
13	15		
19			
31	36	32	

	15		
8		7	
		16	
31	36	29	



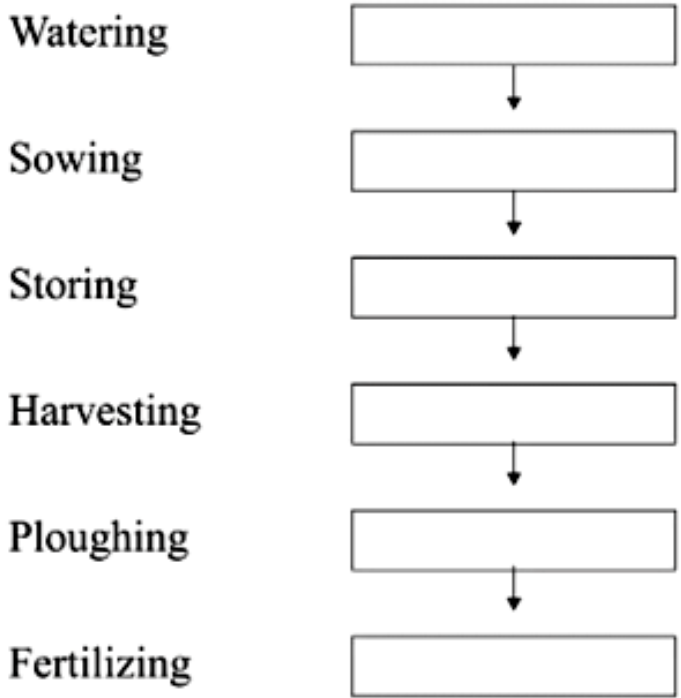
Q1

**Growing food**

**Growing crops and raising animals for food is called agriculture. It is the primary source of livelihood for the majority of the Indians.**

To get good crops the farmer has to follow a number of steps:

**A. Will you help the farmer in his work for your food, put them in order?**



**B. Answer the following:**

1. How is the soil made fertile?

---


---

2. What are the two ways to protect the crops from insects and animals?

---


---


Q.2



Q.3

### Habitat Match-Up Puzzle

Match the animal to its correct habitat and key adaptation. 

Animal 	Habitat	Key Adaptation
Fish	Ocean/Freshwater	Gills for breathing underwater
Siberian Crane	Wetlands (Migrates)	Long-distance flight to avoid cold
Monkey	Forest	Prehensile tail for climbing
Yak	Mountain/Cold	Thick, shaggy fur for insulation

## Q.4 Crossword puzzle:

# Habitats and Adaptations

### Across

3. A animal that mainly eat's meat

6. what is a place where animals live

8. Most of the green plants

10. a behaviour that helps an animal survive

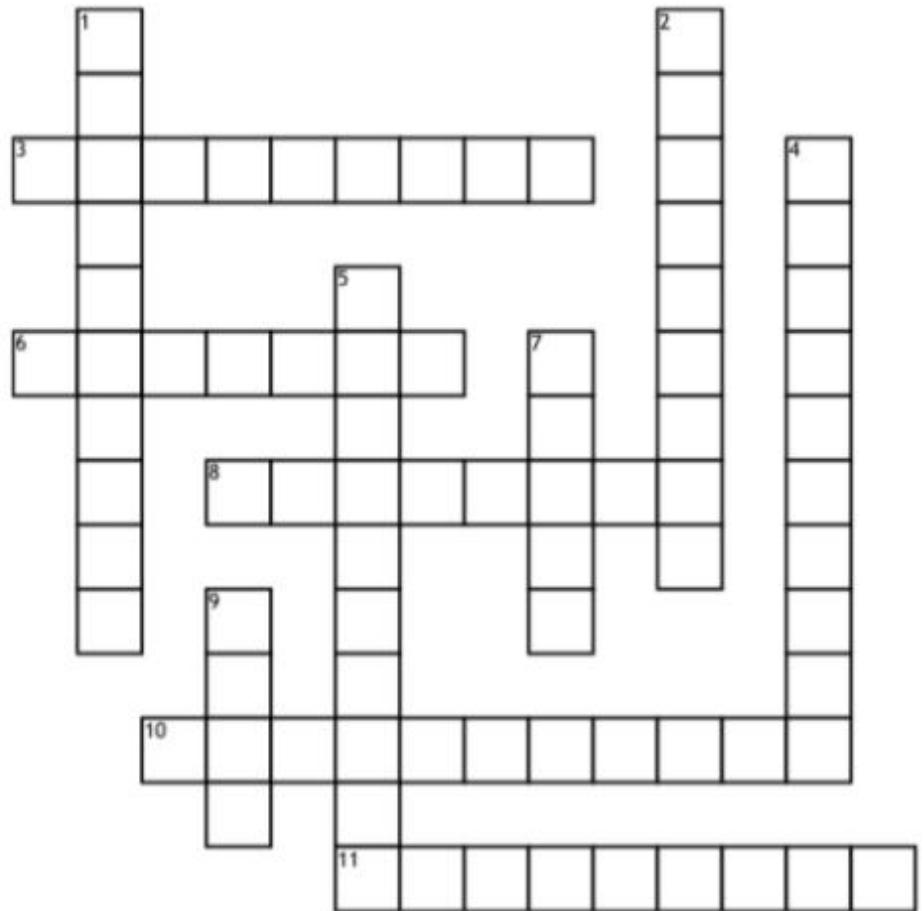
11. the complex community of interacting plants and animals

### Down

1. What is the word for a feature that helps a animal survive

2. An animal that mainly eats plants

4. A physical external change that helps an animal survive



5. colours and patterns that help a animal blend in

7. the specific role of an organism within a community

9. an animal that is eaten by other animals



Q1.

# A 5 Minute Activity

Write three words in each category!

1	Things you love to do.			
2	Things you use for baking.			
3	Countries starting with C.			
4	Types of cereals.			
5	Signs of spring.			
6	Texts you can write.			
7	Things related to a computer.			
8	Household chores.			
9	Airborne vehicles.			
10	Outdoor activities.			
11	Community buildings.			
12	Cutlery.			
13	What you do before bedtime.			
14	Italian food.			
15	Synonyms for BIG.			


Q2.

Grow kindness


not hate!

Write some kind things you' ve done for yourself or others in the bubbles below:

Example: I was nice to my classmates




Q3.



Q4.

### ***Absolute Location: Latitude and Longitude Lines***



Instructions: Use the words in the box to complete the sentences.

<b>Longitude</b>	<b>Parallels</b>	<b>Equator</b>	<b>Latitude</b>
<b>Time zones</b>	<b>Eastern</b>	<b>Hemisphere</b>	<b>Five</b>
	<b>Imaginary</b>	<b>Southern</b>	

1. Latitude and longitude lines are \_\_\_\_\_ lines that run across the earth surface.
2. \_\_\_\_\_ lines travel from east to west.
3. \_\_\_\_\_ lines travel from north to south.
4. There are \_\_\_\_\_ main lines of latitude.
5. The main line of latitude is the \_\_\_\_\_.
6. The equator divides the world into Northern and \_\_\_\_\_ hemispheres.
7. A \_\_\_\_\_ means half of a globe.
8. The Prime Meridian is the main line of longitude that divides the earth into Western and \_\_\_\_\_ hemispheres.
9. Latitude lines are also called \_\_\_\_\_; and longitude lines are also called meridians.
10. The International Date Lines divides the world into \_\_\_\_\_.

Q1.

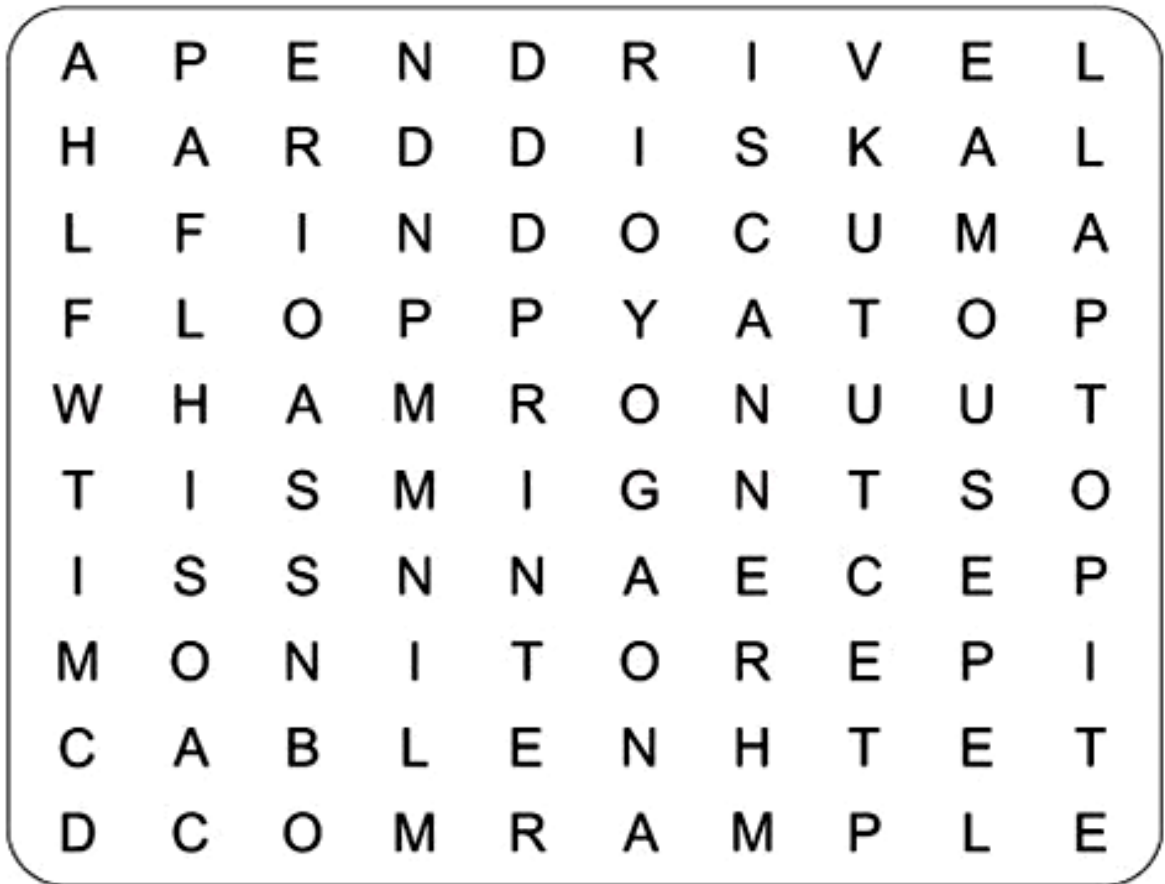
COMPUTERS & the INTERNET

Drag the word on the left to its correct place on the right.

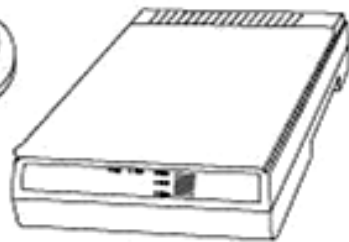
- |                |   |
|----------------|---|
| attachment     | I can send you a message if you let me know your _____.                                   |
| blog           | If you click on that _____, it will take you to a new website.                            |
| delete         | I sent you a message this morning. Did you check your _____?                              |
| document       | How many hours a day are you _____?   |
| download       | I bring my _____ computer to work.  |
| e-book         | How do you upload and _____ files?  |
| e-mail address | Be careful when you decide to open a _____ . It may have a virus!                         |
| file           | I write about my travel experiences on my own personal _____                              |
| in-box         | You can _____ any computer document or e-mail message that you don't want to keep.        |
| keyboard       | Oh no! I just spilled my coffee on my computer _____! My boss will be really angry.       |
| laptop         | I almost never buy books at a book store anymore. I usually read _____s.                  |
| link           | My _____ is a secret. Only I know it.   |
| online         | You can _____ to your e-mail account with your username and password                      |
| password       | Our teacher sent us an e-mail with an attachment called homework.doc – 'doc' means _____. |
| sign in        | I took a photo of our school yesterday, and sent it to you as an _____.                   |

Q2.

## Word Search Puzzle **Computer Parts**



Pendrive



Scanner



Monitor



Cable



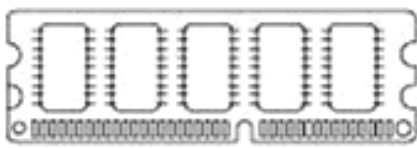
Mouse



Laptop



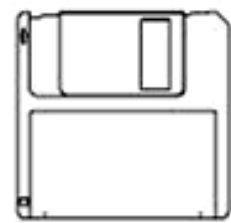
Printer



RAM



Hard Disk













Floppy

**Q3. Match the Keyboard shortcut keys.**

<b>Cut</b>	<b>Ctrl + B</b>
<b>Redo</b>	<b>Ctrl + V</b>
<b>Select All</b>	<b>Ctrl + N</b>
<b>Paste</b>	<b>Ctrl + Y</b>
<b>Copy</b>	<b>Ctrl + S</b>
<b>Undo</b>	<b>Ctrl + X</b>
<b>Bold</b>	<b>Ctrl + A</b>
<b>Save</b>	<b>Ctrl + U</b>
<b>Open</b>	<b>Ctrl + I</b>
<b>Underline</b>	<b>Ctrl + P</b>
<b>New</b>	<b>Ctrl + C</b>
<b>Print</b>	<b>Ctrl + Z</b>
<b>Italic</b>	<b>Ctrl + O</b>

**Q4.**

*Match the following.*

<i>S. N</i>	<i>Column 1</i>	<i>Column 2</i>
<i>1</i>	<i>Integrated Circuit</i> 	<i>Second Generation Computer</i>
<i>2</i>	<i>Vacuum Tubes</i> 	<i>Father of Computer Science</i>
<i>3</i>	<i>Transistors</i> 	<i>Third Generation Computer</i>
<i>4</i>	<i>Charles Babbage</i> 	<i>First calculating device</i>
<i>5</i>	<i>Artificial Intelligence</i> 	<i>First Generation Computer</i>
<i>6</i>	<i>Microprocessor</i> 	<i>Sir John Napier</i>
<i>7</i>	<i>Abacus</i> 	<i>First mechanical calculator</i>
<i>8</i>	<i>Pascaline</i> 	<i>First computer programmer</i>
<i>9</i>	<i>Napier's Bone</i> 	<i>Fifth Generation Computer</i>
<i>10</i>	<i>Lady Augusta Ada</i> 	<i>Fourth Generation Computer</i>

**Q5.** Make a Presentation of at least 3 slides on "My school". Take the printout and paste on A4 size chart paper

## SUBJECT – ART & CRAFT

---

**Art** :- Make a drawing using flower impression (Garden, Greeting Card, Flower Pot) by using water colour on 1/4<sup>th</sup> white chart paper.

**Craft**:- (paper Collage)

Create a landscape collage by layering torn or cut coloured papers.